



HSA @HOME

TIPS FOR
LOGGING
INTO YOUR
CLASS

What is **zoom**?

Zoom is a cloud-based video conferencing service you can use to virtually meet with others - either by video or audio-only or both, all while conducting live chats - and it lets you record those sessions to view later! **Zoom offers an easy, reliable alternative for group classes and private lessons!**



Roya Carreras



Aubrey Lynch




Victoria



Kendall McDowell



Alexia's iPhone



Melanie



Jordan Guerrero



Nubia's iPhone 🤔🤔🤔



Armani's iPhone



Elena <3



suzymondesir



2024evanb



sophiagreenaway



angelika cepeda



Indiyah Reyes



JAYLYNN VANN



Trinity



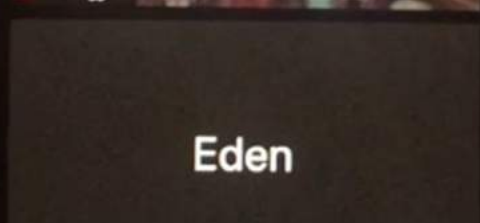
najja



Jayani Roberson



alan




Eden

BEFORE THE CLASS

THINGS TO DO

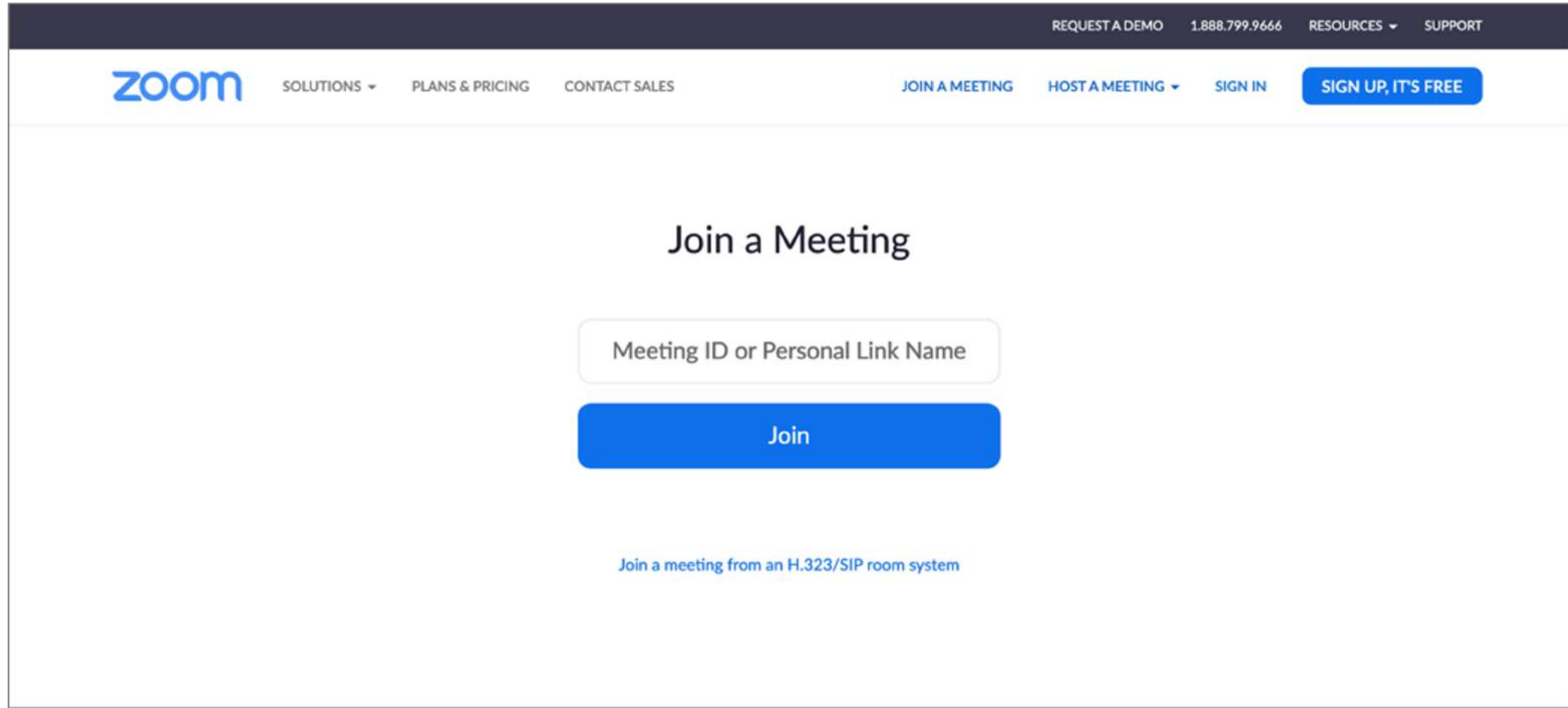


Get organized before your class. Make sure you have everything you may need during your class.



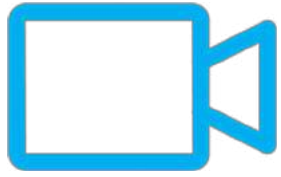
Log into your class 10 minutes early to be sure you are set up on time.

LOGGING INTO YOUR CLASS



The image shows a screenshot of the Zoom website's 'Join a Meeting' page. At the top, there is a dark navigation bar with links for 'REQUEST A DEMO', '1.888.799.9666', 'RESOURCES', and 'SUPPORT'. Below this is a white navigation bar with the Zoom logo, 'SOLUTIONS', 'PLANS & PRICING', 'CONTACT SALES', 'JOIN A MEETING', 'HOST A MEETING', 'SIGN IN', and a prominent blue 'SIGN UP, IT'S FREE' button. The main content area is white and features the heading 'Join a Meeting'. Below the heading is a text input field labeled 'Meeting ID or Personal Link Name'. Underneath the input field is a large blue 'Join' button. At the bottom of the main content area, there is a link: 'Join a meeting from an H.323/SIP room system'.

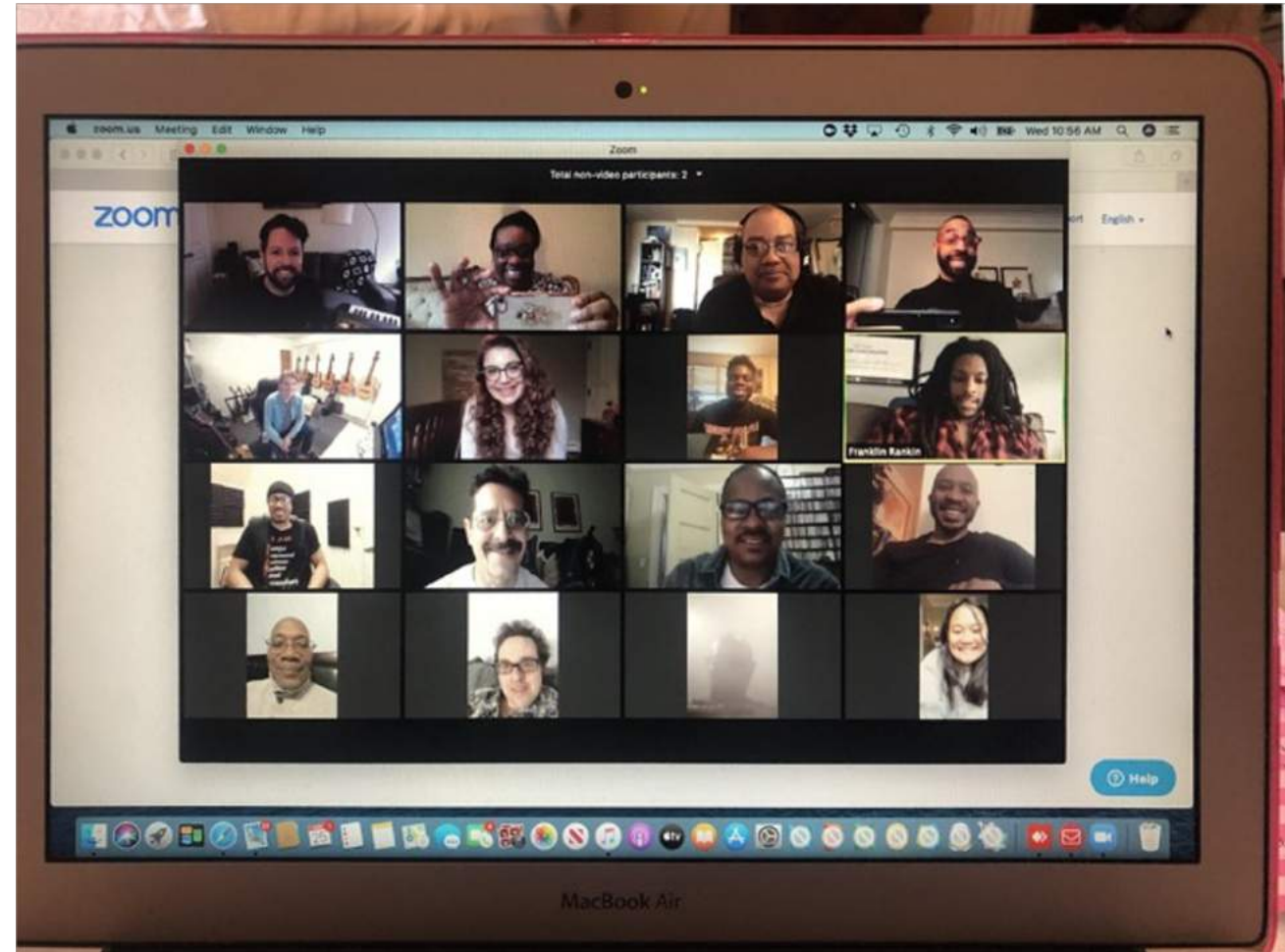
Click/copy the unique Zoom URL provided by HSA Student Services or enter the Meeting ID at <https://zoom.us/join>



Turn on your camera setting

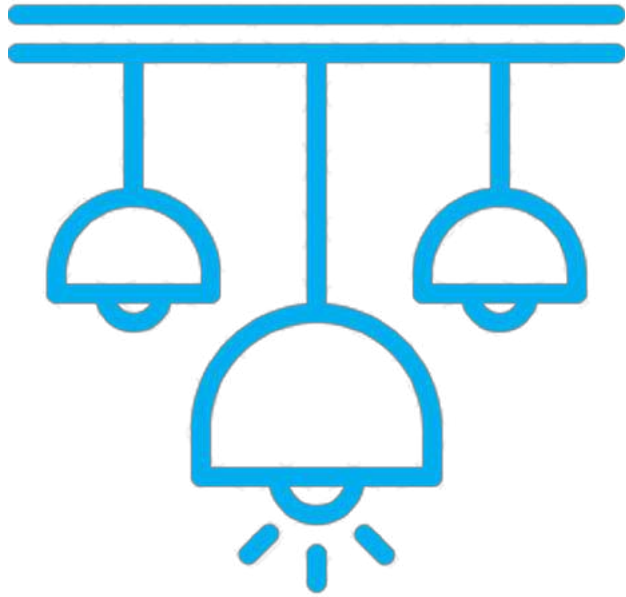


Mute your mic to minimize extra noise



Use “Gallery View” for smaller groups classes or lessons

LIGHTS! CAMERA! ACTION!
LOOKING YOUR BEST



Lighting should come from in front of you or from the side to best light your face.



Wear HSA spirit gear (t-shirts, joggers, hats), or solid, bright colors. Avoid white (it reflects too much).

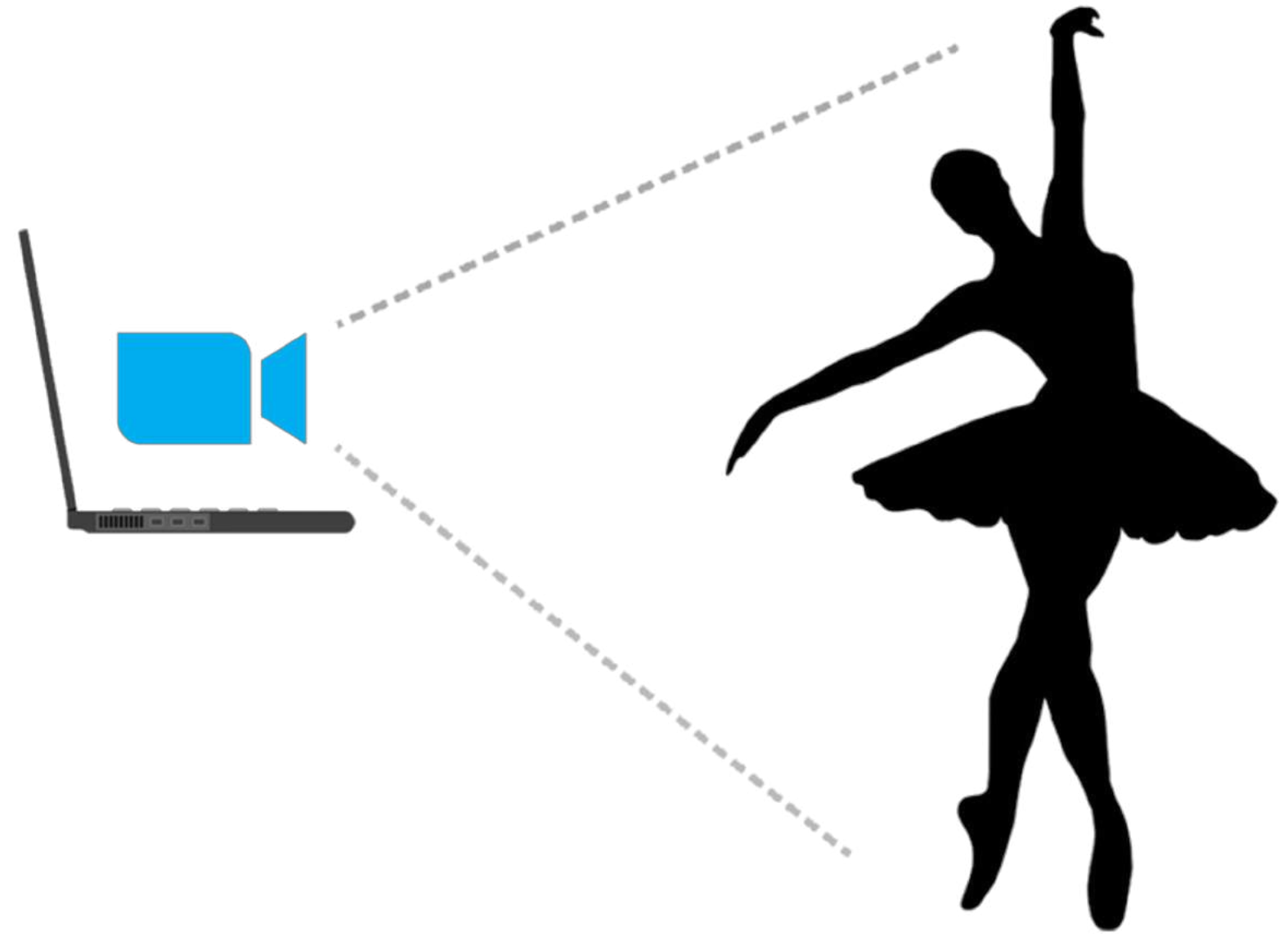


Think about your background - make it interesting but not distracting

Put your webcam at eye level or higher –
experiment for best angles for your purpose

Make Eye Contact –
Try to look at your webcam versus the screen

Be Yourself –
Use the gestures and mannerisms that you would typically use in person



SECURITY FIRST
BEST PRACTICES



Please do not share your class zoom link with anyone outside of your class. Any unknown participants in the zoom class will be removed.

TECHNICAL ISSUES?
Contact info@hsanyc.org